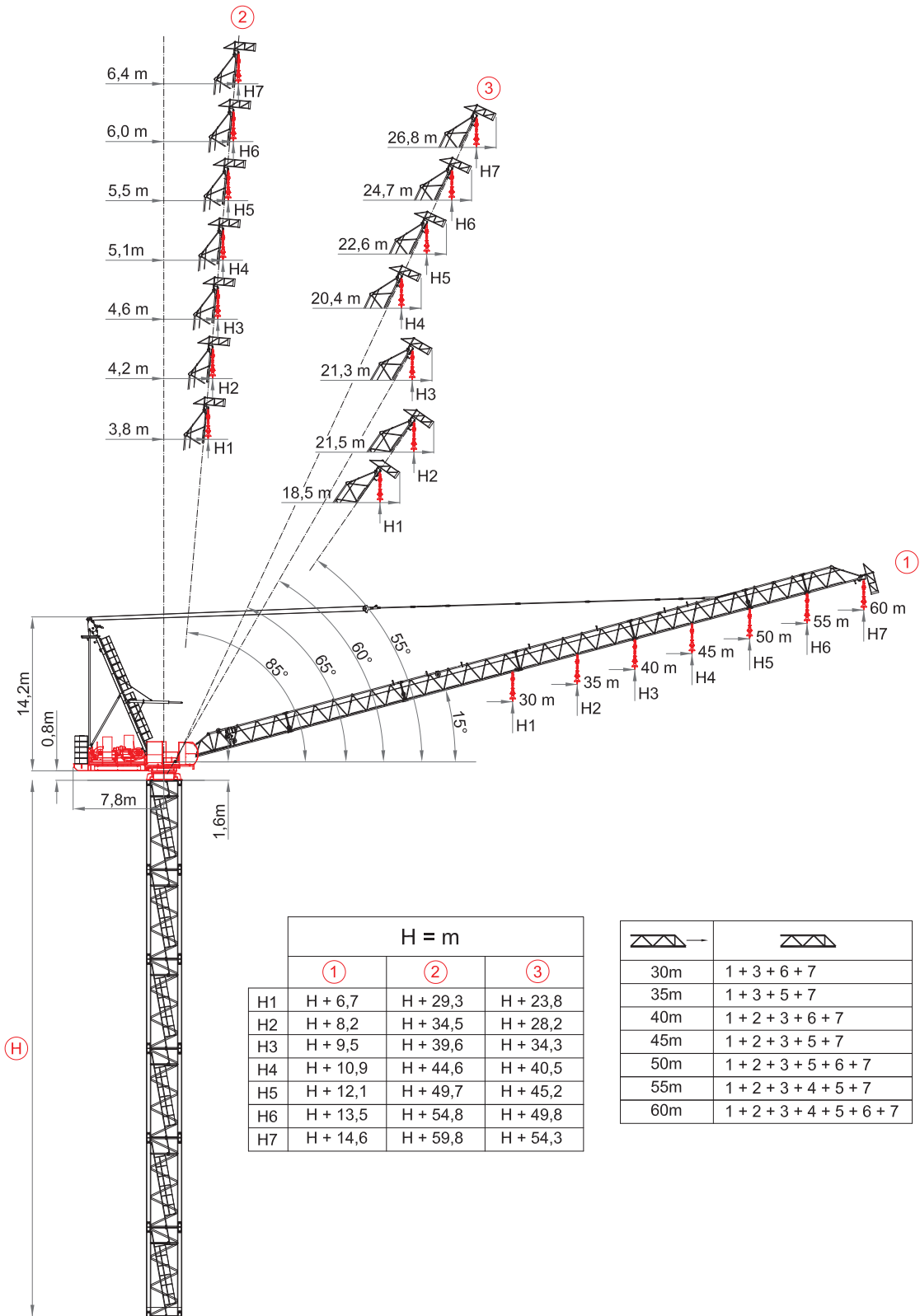



Curvas de cargas - Load diagrams - Lastkurven - Courbes de charges - Curve di carico - График грузоподъёмности



- ① Pluma maxima - Portée maxi - Sbraccio massimo - Maximum jib - Max. Ausleger
- ② Pluma min. en servicio - Portée min. in service - Minimum jib ( in service) - Sbraccio min. in servizio - Mindest. Ausleger in Betrieb
- ③ Pluma min. fuera de servicio - Portée min. hors service - Minimum jib ( out of service) - Sbraccio min. fuori servizio - Mindest. Ausleger ausser Betrieb
- H Altura torre - Hauteur mat - Tower height - Altezza torre - Turmhohe


## Curvas de cargas - Load diagrams - Lastkurven - Courbes de charges - Curve di carico - График грузоподъёмности

**60 m**




10	15	20	25	30	33,5	35	40	45	50	55	60	m
9000	9000	9000	9000	9000	9000	8544	6935	5689	4697	3885	3200	Kg
10	15	20	25	30	32,6	35	40	45	50	55	60	m
9000	9000	9000	9000	9000	9000	8197	6632	5421	4456	3667	3000	Kg
10	15	20	25,1	30	35	40	45	47	50	55	60	m
13500	13500	13500	13500	10561	8382	6761	5507	5270	4507	3690	3000	Kg
10	15	20	25,1	30	35	40	45	47	50	55	60	m
13500	13500	13500	13500	10719	8553	6940	5693	5081	4699	3886	3200	Kg

**55 m**




10	15	20	25	30	35	36,3	40	45	50	55	m
9000	9000	9000	9000	9000	9000	9000	7794	6459	5393	4500	Kg
10	15	20	25	30	34,8	40	45	47	50	55	m
9000	9000	9000	9000	9000	9000	7516	6213	5770	5172	4300	Kg
10	15	20	25	26,5	30	35	40	45	50	55	m
13500	13500	13500	13500	13500	11686	9353	7616	6272	5200	4300	Kg
10	15	20	25	26,5	30	35	40	45	50	55	m
13500	13500	13500	13500	13500	11846	9525	7798	6461	5394	4500	Kg

**50 m**



10	15	20	25	30	35	37,7	40	45	50	m
9000	9000	9000	9000	9000	9000	9000	8447	7055	5900	Kg
10	15	20	25	30	35	37,1	40	45	50	m
9000	9000	9000	9000	9000	9000	9000	8195	6831	5700	Kg
10	15	20	25	28,1	30	35	40	45	50	m
13500	13500	13500	13500	13500	12667	10250	8450	7056	5900	Kg
10	15	20	25	28,1	30	35	40	45	50	m
13500	13500	13500	13500	13500	12495	10067	8260	6861	5700	Kg
10	15	20	22,6	25	30	35	40	45	50	m
18000	18000	18000	18000	15919	12487	10063	8257	6860	5700	Kg











**45 m**



10	15	20	25	30	35	40	40,3	45	m
9000	9000	9000	9000	9000	9000	9000	9000	7600	Kg
10	15	20	25	30	35	39,5	40	45	m
9000	9000	9000	9000	9000	9000	9000	8886	7401	Kg
10	15	20	25	29,9	30	35	40	45	m
13500	13500	13500	13500	13500	13470	10974	9114	7600	Kg
10	15	20	25	29,3	30	35	40	45	m
13500	13500	13500	13500	13500	13291	10786	8919	7401	Kg
10	15	20	23,3	25	30	35	40	45	m
18000	18000	18000	18000	16828	13285	10782	8918	7400	Kg











40 m



10	15	20	25	30	33	35	40	m	
9000	9000	9000	9000	9000	9000	9000	9000	Kg	
10	15	20	25	30	33	35	40	m	
9000	9000	9000	9000	9000	9000	9000	9000	Kg	
10	15	20	25	29,4	30	35	40	m	
13500	13500	13500	13500	13500	11411	10950	9000	Kg	
10	15	20	25	29,9	30	35	40	m	
13500	13500	13500	13500	13500	13497	10988	9000	Kg	
10	15	20	23,9	25	30	35	40	m	
18000	18000	18000	18000	17039	13493	10986	9000	Kg	











35 m



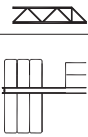
10	15	18	20	25	30	35	m	
9000	9000	9000	9000	9000	9000	9000	Kg	
10	15	18	20	25	30	35	m	
9000	9000	9000	9000	9000	9000	9000	Kg	
10	15	20	25	25,8	30	35	m	
13500	13500	13500	13500	13500	11212	9000	Kg	
10	15	20	25	25,8	30	35	m	
13500	13500	13500	13500	13500	11257	9000	Kg	
10	15	20	20,5	25	30	35	m	
18000	18000	18000	18000	14224	11255	9000	Kg	

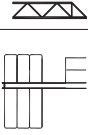
30 m



10	15	18	20	25	30	m	
9000	9000	9000	9000	9000	9000	Kg	
10	15	18	20	25	30	m	
9000	9000	9000	9000	9000	9000	Kg	
10	15	20	21,9	25	30	m	
13500	13500	13500	13500	11666	9000	Kg	
10	15	20	22,3	25	30	m	
13500	13500	13500	13500	11721	9000	Kg	
10	15	17,7	20	25	30	m	
18000	18000	18000	15541	11719	9000	Kg	




## Bloque de contrapeso - Counterweight blocks - Gegengewichtsblöcke - Bloc de contrepoid - Blocco di contrappeso - Плиты противовеса

	60 m			55 m			50 m			45 m		
	A	B	C	A	B	C	A	B	C	A	B	C
	1	5	-	1	4	1	1	4	-	1	4	-
	28700 Kg			26450 Kg			24200 Kg			24200 Kg		


	40 m			35 m			30 m		
	A	B	C	A	B	C	A	B	C
	1	4	-	1	3	1	1	3	1
	24200 Kg			21950 Kg			21950 Kg		




## Mecanismos - Mechanisms - Antriebe - Mécanismes - Meccanismi - Приводы



90 Hp (67Kw)-INV  
LEBUS 700m

	 H.B.G. 350m Ø16			 H.B.G. 230m Ø16		
	m/min	0-35,3	0-120	0-159	0-23,5	0-80
Kg	9000	2300	1450	13500	3450	2150
Kw	67	67	67	67	67	67






  

 H.B.G. 175m Ø16	0-17,7		0-60		0-79	
		18000	4600	2900	67	67

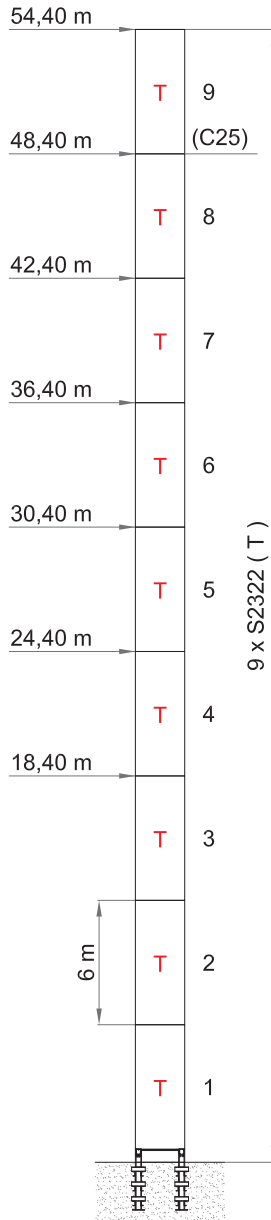
	1,7 min. de 15° a 85° 1,7 minutes from 15° to 85°	
	Kw	67
	r.p.m	0-0,72
	Kw	2 x 10,8
	m/min	0-24
	Kw	2 x 10,8

 2000/14/CEE 2005/88/CEE	 2006/95 /CEE	400 V 50 Hz 60 Hz	100m 4x95mm <sup>2</sup>
---	--	-------------------------	-----------------------------

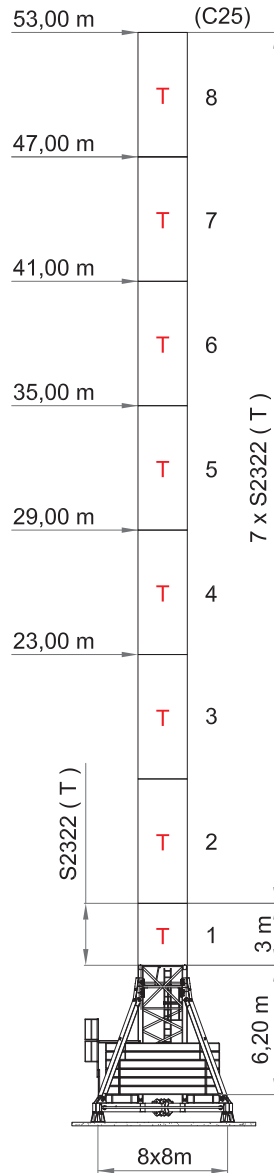
450 kVA	150 KW
---------	--------

-  Elevación / Hoisting / Heben / Levage / Sollevamento
-  Elevación de pluma / Luffing / Ausleger-Einziehen / Relevance / Brandeggio
-  Orientación / Slewing / Schwenken / Orientation / Rotazione
-  Traslación / Travelling / Schienenfahren / Translation / Traslazione
-  Cable / Rope / Seil / Câble / Fune

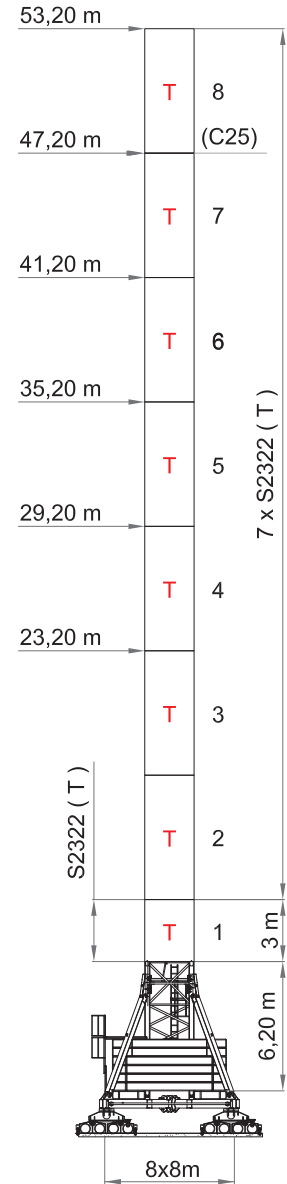
T = S2322 16/16 M45L  
U = S2326 16/16 M52L



**D**



**A-B-E**



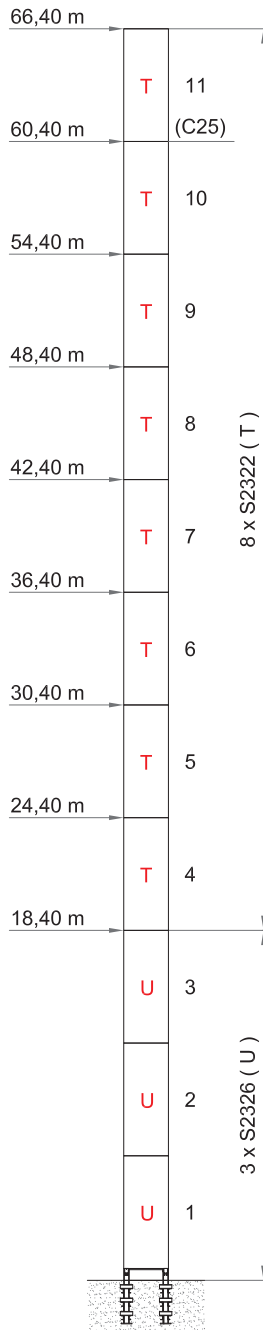
**C**

max. H(m) (m)	max. H(m)	
	FEM 1005 C25	FEM 1001
30	48,40	54,40
35	48,40	54,40
40	48,40	48,40
45	48,40	48,40
50	42,40	48,40
55	42,40	42,40
60	42,40	42,40

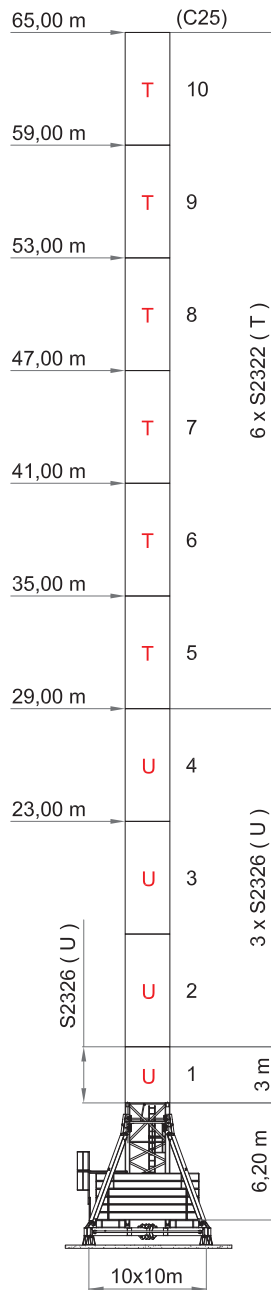
max. H(m) (m)	max. H(m)	
	FEM 1005 C25	FEM 1001
30	53,00	53,00
35	53,00	53,00
40	47,00	53,00
45	47,00	47,00
50	47,00	47,00
55	41,00	47,00
60	41,00	41,00

max. H(m) (m)	max. H(m)	
	FEM 1005 C25	FEM 1001
30	47,20	53,20
35	47,20	53,20
40	47,20	47,20
45	47,20	47,20
50	41,20	47,20
55	41,20	41,20
60	-	41,20

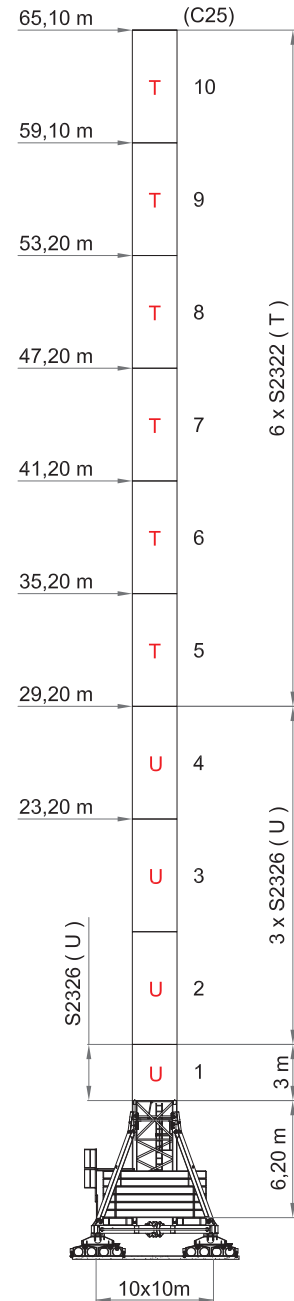
T = S2322 16/16 M45L  
U = S2326 16/16 M52L



**D**



**F**



**G**

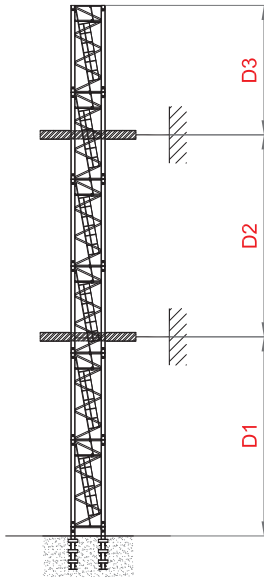
max. H(m)	max. H(m)	
	FEM 1005 C25	FEM 1001
30	60,40	66,40
35	60,40	66,40
40	60,40	60,40
45	54,40	60,40
50	54,40	60,40
55	54,40	54,40
60	48,40	54,40

max. H(m)	max. H(m)	
	FEM 1005 C25	FEM 1001
30	65,00	65,00
35	65,00	65,00
40	59,00	59,00
45	59,00	59,00
50	59,00	59,00
55	53,00	53,00
60	53,00	53,00

max. H(m)	max. H(m)	
	FEM 1005 C25	FEM 1001
30	65,10	65,10
35	65,10	65,10
40	59,10	65,10
45	59,10	65,10
50	59,10	59,10
55	53,10	59,10
60	53,10	53,10

Proceso de trepado - Climbing - Kletterkrane - Telescopable - Sopralzo idraulico - Процесс наращивания крана

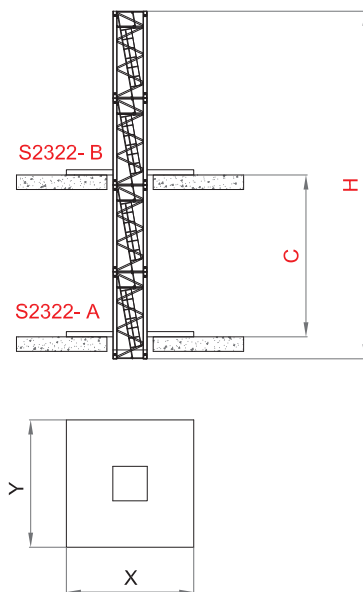
TREPADO EXTERNO / EXTERNAL CLIMBING / GEANKERTER KRAN /  
GRUE ANDRÉE / GRU ANCORATA / ВОСХОЖДЕНИЕ ЭКСТЕРНО




"T"  
S 23 22

	D1 min/max	D2 min/max	D3 max
30m	36m/48m	24m/30m	30
35m	36m/42m	24m/30m	30
40m	36m/42m	24m/30m	30
45m	30m/36m	24m/30m	30
50m	30m/36m	24m/30m	30
55m	30m/36m	24m/30m	30
60m	24m/30m	24m/30m	30

TREPADO INTERNO / BOTTOM CLIMBING CRANE / KLETTERRKRANE IM GEBÄUDE / TÉLESCOPAGE SUR DALLES /  
GRU CLIMBING / ВНУТРЕННИЙ ПРОЦЕСС ТЕЛЕСКОПИРОВАНИЯ

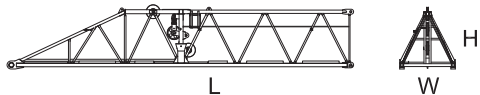
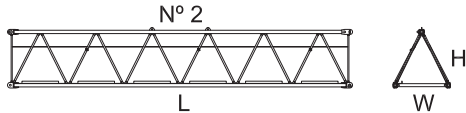
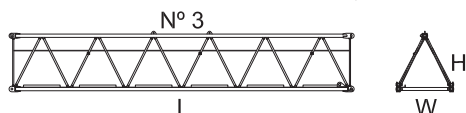
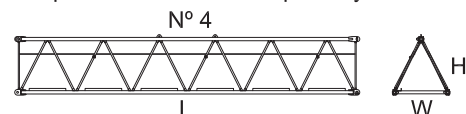
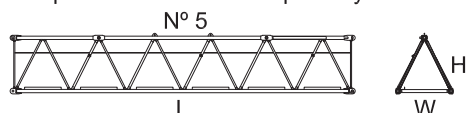
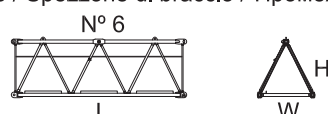
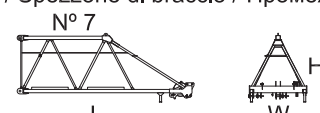
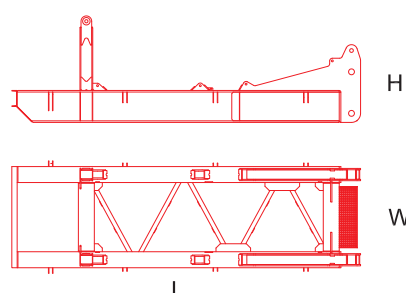


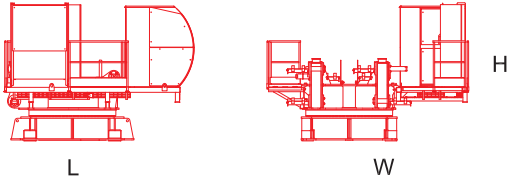
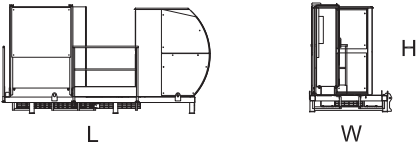
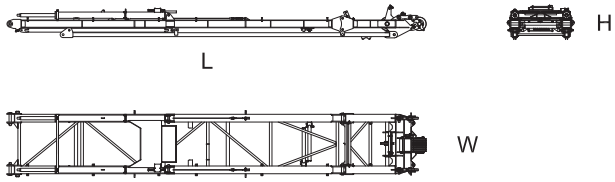
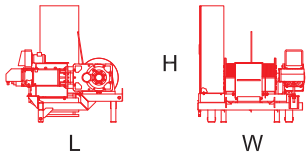
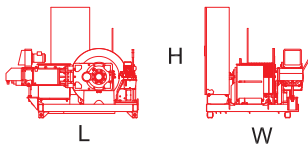
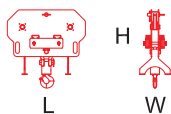
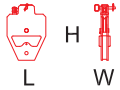
	C (m)	H (m)
30m 35m	10	42
	13	48
	14	54
	16	54
40m 45m 50m	10	36
	13	42
	14	48
	16	48
55m 60m	10	30
	13	36
	14	42
	16	42
X (m)	3	
Y (m)	2,5	

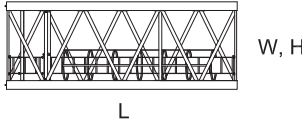
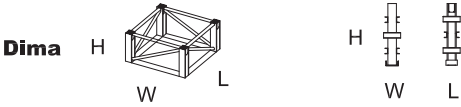
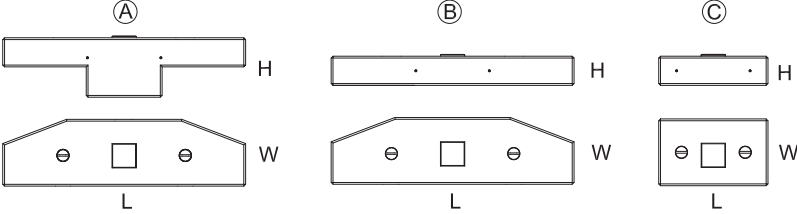
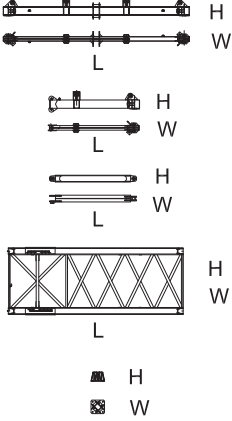
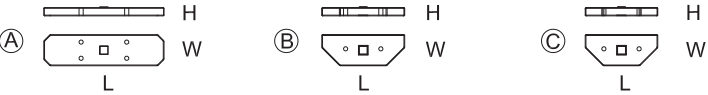
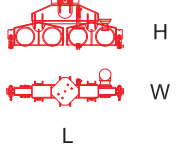
ⓘ Consultarnos - Consultateci - Consult us - Nous consulter - Auf anfrage -  
Другие высоты подъема и наращивание крана по запросу


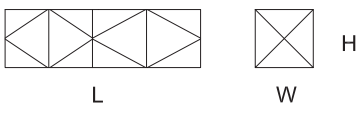
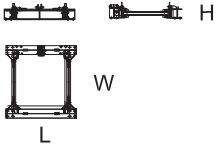
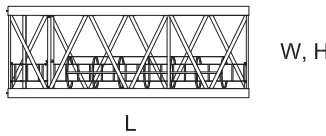
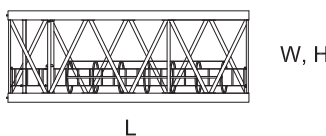


Dimensiones y transporte - dimensions and transport - Abmessungen und Transport - dimensions et des transports - dimensioni e trasporti - Размеры и транспорта

	L(m)	W(m)	H(m)	Peso(Kg)
<p><b>Pluma tramo primero</b> / Jib heel section / Ausleger-Anlenkstück / Pied de fleche / Settore articolato di braccio / Корневая секция стрелы</p> 	10,4	1,77	1,76	2506
<p><b>Elemento intermedio de pluma</b> / Intermediate jib section / Ausleger-Zwischenstück / Élément interm. de fleche / Spezzone di braccio / Промежуточная секция стрелы</p> <p>Nº 2</p> 	10,37	1,72	1,76	1529
<p><b>Elemento intermedio de pluma</b> / Intermediate jib section / Ausleger-Zwischenstück / Élément interm. de fleche / Spezzone di braccio / Промежуточная секция стрелы</p> <p>Nº 3</p> 	10,37	1,72	1,76	1389
<p><b>Elemento intermedio de pluma</b> / Intermediate jib section / Ausleger-Zwischenstück / Élément interm. de fleche / Spezzone di braccio / Промежуточная секция стрелы</p> <p>Nº 4</p> 	10,37	1,72	1,76	1174
<p><b>Elemento intermedio de pluma</b> / Intermediate jib section / Ausleger-Zwischenstück / Élément interm. de fleche / Spezzone di braccio / Промежуточная секция стрелы</p> <p>Nº 5</p> 	10,37	1,72	1,76	1366
<p><b>Elemento intermedio de pluma</b> / Intermediate jib section / Ausleger-Zwischenstück / Élément interm. de fleche / Spezzone di braccio / Промежуточная секция стрелы</p> <p>Nº 6</p> 	5,27	1,72	1,76	735
<p><b>Elemento final de pluma</b> / Intermediate jib section / Ausleger-Zwischenstück / Élément interm. de fleche / Spezzone di braccio / Промежуточная секция стрелы</p> <p>Nº 7</p> 	5,31	1,72	1,76	1020
<p><b>Contrapluma</b> / Counter-jib / Gegenausleger / Contre-fleche / Controbraccio / Консоль противовеса</p> 	6,55	2,10	2,00	6135

	L(m)	W(m)	H(m)	Peso(Kg)
<p><b>Unidad de rotacion</b> / Complete slewing unit / Drehbühne / Orientation / Rotazione / Оголовок башни</p> 	4,60	4,84	3,34	13500
<p><b>Cabina y soporte</b> / Cabin and platform / Kabine und wartungs / Cabine et support / Cabina e supporto / Кабина с основой</p> 	4,59	1,82	2,32	1835
<p><b>Caballette de pluma</b> / Jib gantry / Auslegerabspannbock / Chevalet de haubange de flèche / Tirante braccio / портал стрелы</p> 	12,9	1,92	1,07	6820
<p><b>Equipo de elevacion</b> / Hoist winch / Heben / Levage / Sollevamento / подъёмник</p> 	2,4	2,2	2,4	3250
<p><b>Equipo de Pluma abatible</b> / Luffing winch / Einziehwerk / Relevage / Brandeggio / Стрелоподъемный механизм</p> 	2,72	2,04	2,28	3500
<p><b>Gancho Inferlor</b> / Lower Hook / Den unteren Haken / Crochet inférieure / Gancio inferiore / Нижний крюк</p> 	1,23	0,48	1,19	425
<p><b>Gancho Superior</b> / Upper Hook / Oberen Haken / Crochet supérieur / Gancio superiore / Верхний крюк</p> 	0,60	0,17	0,86	238

	L(m)	W(m)	H(m)	Peso(Kg)	
<p><b>Elemento de torre S23</b> / Tower section S23 / Turmstück S23 / Élément de mât S23 / Elemento di torre S23 / Башенные секции S23</p> 	T	3	2,27	2,29	3250
	T	6	2,27	2,29	4650
	U	3	2,31	2,34	4134
	U	6	2,31	2,34	6198
<p><b>Elemento de empotre</b> / Foundation anchor / Fundamentanker / Pieds de scellement / El anegare / Анкерные крепления</p> 	S75R16/22	0,5	0,5	2	2840
	S75R16/26	0,5	0,5	2,4	3160
	DIMA	2,31	2,34	0,8	1650
<p><b>Bloque de contrapeso</b> / Counterweight blocks / Gegengewichtsblöcke / Bloc de contrepoids / Blocco di contrappeso / Плита противовеса</p> 	A	4	1,1	1,01	6200
	B	4	1,1	0,51	4500
	C	1,8	1,1	0,51	2250
<p><b>Base C80T</b> / Crossbase C80T / Fundamentkreuz C80T / Châsis C80T / Carro base C80T</p> 		11,8	0,72	0,83	2900
		5,9	0,67	0,83	1420
		5,38	0,28	0,28	900
		6	2,27	2,29	6500
		0,65	0,65	0,45	230
<p><b>Bloque lastre de base C80T</b> / Base ballast block C80T / Grundballastblöcke C80T / Bloc de lest de base C80T / Blocco di zavorra alla base C80T</p> 	A	5,8	1,5	0,43	8000
	B	4	1,5	0,43	4900
	C	3,5	1,5	0,43	4200
<p><b>Traslacion</b> / Travelling bogies / Kranfahren / Traslation / Traslazione</p> 		2,94	1,25	0,97	3102

	L(m)	W(m)	H(m)	Peso(Kg)
<p><b>Marco trepado externo</b> / Tie-frame / Cadre d'encrage externe / Sopralzo con ancoraggio esterno / внешняя рамка пристежки</p> 	3,52	3,49	0,42	3900
<p><b>Jaula de telescopaje tipo S23</b> / Climbing cage type S23 / Hydraulikbühne S23 / Cage de telescopage type S23 / Gabbia di montaggio S23 / Монтажная обойма S23</p> <p><b>Completa</b> / Full / Vollständige / Complete / completa / полный</p> 	11,6	3,2	3,3	13500
<p><b>Estructura</b> / Steel frame / Struktur / Construction / Struttura / структура</p>				9550
<p><b>Hidraulico y accesorios</b> / Hydraulic and accessories / Hydraulik-und Zubehör / hydraulique et accessoires / idrauliche ed accessori / Гидравлические и аксессуары</p>				3950
<p><b>Marco trepado interno S23</b> / Floor climbing frame S23 / Cadre d'encrage interne S23 / Sopralzo interno S23 / внутренняя рамка пристежки S23</p> 	3,2	2,8	0,6	4720
<p><b>Hidraulico y accesorios</b> / Hydraulic and accessories / Hydraulik-und Zubehör / hydraulique et accessoires / idrauliche ed accessori / Гидравлические и аксессуары</p>				3081
<p><b>Tramo trep. A S23</b> / Tower section A S23 / Turmstück A S23 / Élément de mât A S23 / Elemento di torre a S23 / Башенные секции A S23</p> 	A 6	2,27	2,29	4854
<p><b>Tramo trep. B S23</b> / Tower section B S23 / Turmstück B S23 / Élément de mât B S23 / Elemento di torre B S23 / Башенные секции B S23</p> 	B 6	2,27	2,29	4850



40" HC x 9 - HBG 36 m



x 8 - HBG 36 m

ESPECIFICACIONES SUJETAS A MODIFICACIONES SIN PREVIO AVISO.  
Specifications subject to modification without notice.

DECLINAMOS TODA RESPONSABILIDAD DERIVADA DE LA INFORMACION PROPORCIONADA.  
This information is supplied without liability.