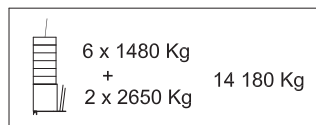
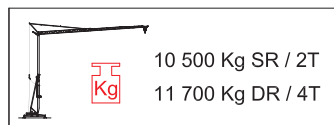

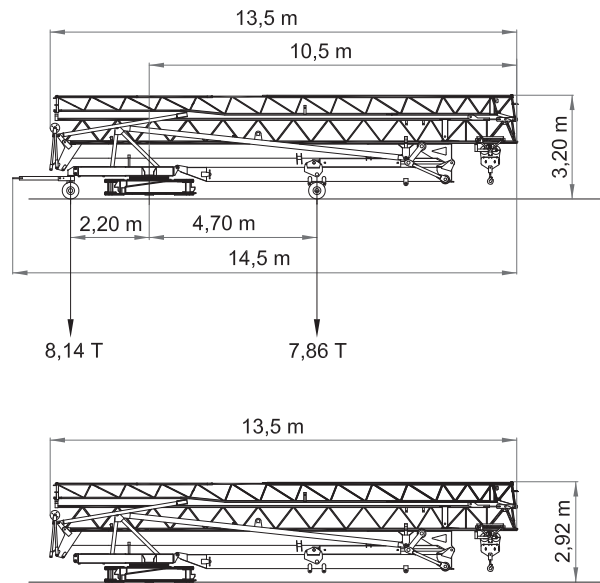


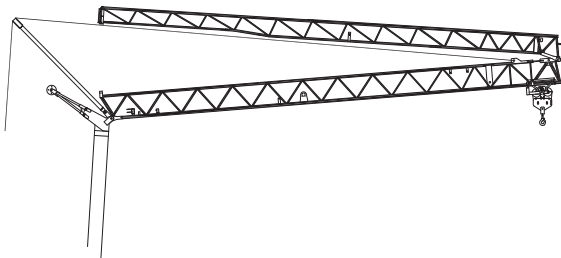
Peso del lastre / Weight ballast






 Peso de la grúa sin lastre / Dead weight without ballast / Kontruktiongewicht ohne ballast / Poids de construction sans lest / Peso della gru senza zavorra






Curvas de cargas - Load diagrams - Lastkurven - Courbes de charges - Curve di carico - График грузоподъёмности

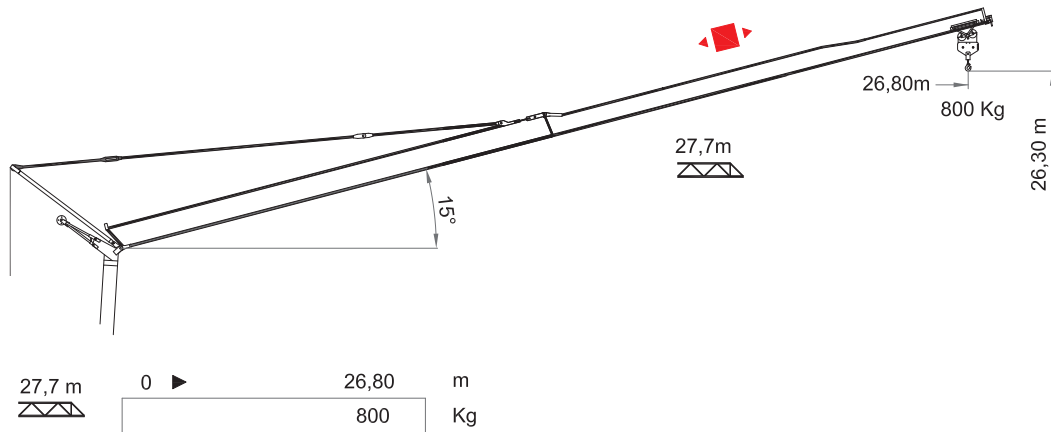


 6 x B = 8880 Kg + 2 x A = 5300 Kg 14180 Kg	14,6	m	 6 x B = 8880 Kg + 2 x A = 5300 Kg 14180 Kg	8,8	10,6	12,6	14,6	m	
	2000	Kg		4000	3075	2432	2000	Kg	









 6 x B = 8880 Kg + 2 x A = 5300 Kg 14180 Kg	13	15,7	17,7	19,7	21,7	23,7	25,7	27,7	m				
	2000	1566	1341	1168	1031	920	827	750	Kg				
	7,8	9,7	11,2	13	15,7	17,7	19,7	21,7	23,7	25,7	27,7	m	
	4000	2932	2397	1950	1516	1291	1118	981	870	777	700	Kg	


Flecha izada - Luffing jib - Ausleger in steilstellung - Flèche relevée - Braccio impennato









Mecanismos - Mechanisms - Antriebe - Mécanismes - Meccanismi - Приводы


10 Hp (7,5Kw) 3V
H.B.G. 21m Ø10mm





							
	m/min	5	20,5	41	2,5	10,25	20,5
	Kg	2000	2000	1000	4000	4000	2000
	Kw	1,8	7,5	7,5	1,8	7,5	7,5
	m/min	19		38	19		38
	Kg	2000		2000	4000		2000
	Kw	1,1		2,2	1,1		2,2
	r.p.m	0,25	0,5	0,8	0,25	0,5	0,8
	N.m.	30			30		
	Kw	4			4		

	CEI 38 IEC 38	400 V 50 Hz	380 V 60 Hz	40 kVA	4x10mm ²
---	------------------	----------------	----------------	--------	---------------------

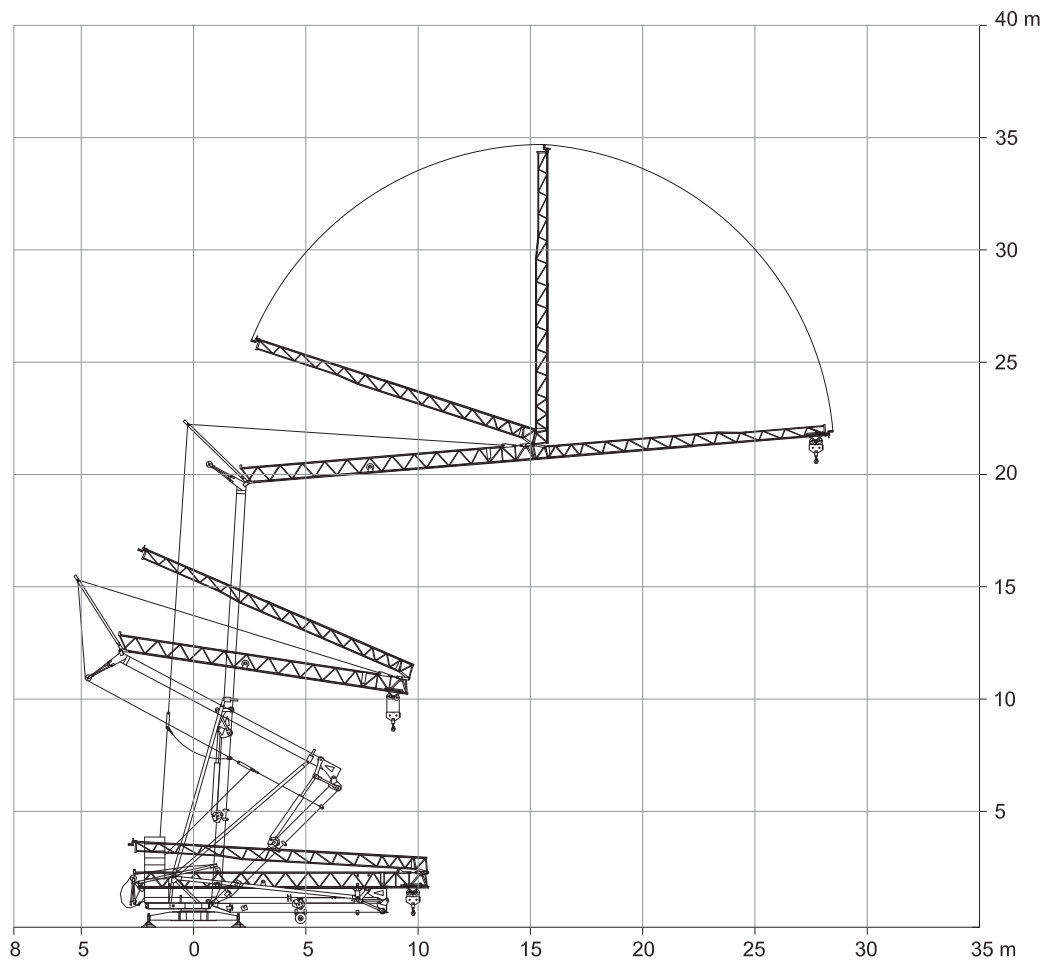
10Hp (7,5Kw) INV
H.B.G. 21m Ø10mm

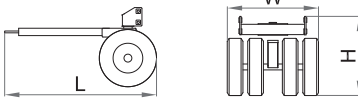
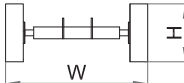
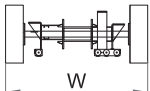
							
	m/min	5	20,5	40	2,5	10,25	20
	Kg	2000	2000	1000	4000	4000	2000
	Kw	7,5			7,5		
	m/min	19		45	19		45
	Kg	2000		2000	4000		2000
	Kw	2,2		2,2	2,2		2,2
	r.p.m	0,25	0,5	0,8	0,25	0,5	0,8
	N.m.	30			30		
	Kw	4			4		

	CEI 38 IEC 38	400 V 50 Hz	380 V 60 Hz	40 kVA	4x10mm ²
---	------------------	----------------	----------------	--------	---------------------

-  Elevación / Hoisting / Heben / Levage / Sollevamento
-  Distribución / Trolleying / Katzfahren / Distribution / Dirituzione
-  Orientación / Slewing / Schwenken / Orientation / Rotazione
-  Montaje / Erection / Montage / Montage / Montaggio

Montaje - Erection - Montage - Montage - Montaggio



		L (m)	W (m)	H (m)	Kg
Eje de transporte delantero Road transport axle front / Transportachse vorne Essieux de transport avant / Asse di trasporto anteriore		2,05	1,24	1,07	440
Eje de transporte trasero / Road transport axlebehind / Transportachse hinten / Essieux de transport arrière / Asse di trasporto posteriore		0,89	2,40	0,89	346
Eje de transporte trasero con freno Transportachse hinten mit brense Essieux de transport arrière avec frein Asse di trasporto posteriore con freno		1,25	2,40	1,35	960

ESPECIFICACIONES SUJETAS A MODIFICACIONES SIN PREVIO AVISO.

Specifications subject to modification without notice.

DECLINAMOS TODA RESPONSABILIDAD DERIVADA DE LA INFORMACION PROPORCIONADA.

This information is supplied without liability.